


TEKS®

Self-Drilling Fasteners With Bonded Washer

For weather-tight sealing of roof and wall applications.



Applications

- Roof panels to purlin or bar joist
- Wall panels to girt
- Mansard panel to structural


Product Features

- Vulcanized bonding of washer eliminates separation of EPDM from the metal backing.
- Dual sealing bonded washer prevents leaks.
- Climaseal® finish provides excellent corrosion resistance and lower tapping torque.
- Point has precise cutting edges to improve drill performance with less effort.
- Point to thread design maximizes pullout performance and minimizes backout.

Product Specifications

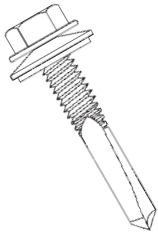
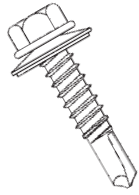
Diameter	#10, #12 & 1/4
Thread Form.....	10-16
	12-14
	12-24
	1/4-14
	1/4-28
Head Style.....	#10: 5/16" HWH
	#12: 5/16" HWH
	1/4 (stitch): 5/16" HWH
	1/4: 3/8" HWH
Washer Style.....	Galvanized (G-90)
Drill Point.....	Teks 1
	Teks 2
	Teks 3
	Teks 4
	Teks 4.5
	Teks 5
Finishes.....	Climaseal
	Available with P ³ powder paint

Head Style



Hex Washer Head
with Bonded Washer

Selector Guide



Part Number	Description	Head Style	Drill Point	Drill & Tap Capacity	Max. Material Attachments	Box Qty	Applications	
1005000	10-16 x 3/4"	HWH	#3	.036 - .175	.205	3,000	• Brick tie to steel framing	
1308000	10-16 x 1-1/2"	HWH	#3	.036 - .175	.955	2,500		
1009000	12-14 x 3/4"	HWH	#3	.036 - .210	.150	3,000		• Wall panel to girt
1011000	12-14 x 1"	HWH	#3	.036 - .210	.400	3,000		
1014000	12-14 x 1-1/4"	HWH	#2	.036 - .210	.430	2,500		• Stitch roof and wall panels
1404000	12-14 x 1-1/2"	HWH	#2	.036 - .210	.680	2,000		
1016000	12-14 x 2"	HWH	#3	.036 - .210	1.330	1,500		• Mansard panel to steel framing
1333000	12-14 x 3"	HWH	#3	.036 - .210	2.330	1,000		
1332000	12-14 x 4"	HWH	#3	.036 - .210	3.330	500		• Roof panel to purlin
1416000	1/4-14 x 7/8"	HWH	#1	.018 - .095	.260	3,000		
1160000	1/4-14 x 1"	HWH	#3	.036 - .210	.280	2,500	• Retrofit panels to structural	
1019000	1/4-14 x 1-1/4"	HWH	#3	.036 - .210	.530	2,000		
1020000	1/4-14 x 1-1/2"	HWH	#3	.036 - .210	.780	1,500		
1021000	1/4-14 x 2"	HWH	#3	.036 - .210	1.280	1,000		
1555000	1/4-14 X 2-1/2"	HWH	#3	.036 - .210	1.780	1,000		
1022000	1/4-14 x 3"	HWH	#3	.036 - .210	2.280	750		
1429000	1/4-14 x 4"	HWH	#3	.036 - .210	3.280	500		• Roof and wall panel to bar joist or structural.
1010000	12-24 x 7/8"	HWH	#4	.125 - .250	.205	3,000		
1415000	12-24 x 1-1/4"	HWH	#4.5	.125 - .375	.455	2,500		• Longer fasteners may be used in retrofit applications
1000000	12-24 x 1-1/4"	HWH	#5	.125 - .500	.255	2,500		
1001000	12-24 x 1-1/2"	HWH	#5	.125 - .500	.505	2,000		
1002000	12-24 x 2"	HWH	#5	.125 - .500	1.005	1,500		
1003000	1/4-28 x 3"	**HWH	#5	.125 - .500	2.030	1,000		
1004000	1/4-28 x 4"	**HWH	#5	.125 - .500	3.030	500		
1647000	1/4-28 x 5"	*HWH	#5	.125 - .500	4.030	250		
1432000	1/4-28 x 6"	*HWH	#5	.125 - .500	5.030	250		
1619000	1/4-28 x 8"	*HWH	#5	.125 - .500	7.030	150		

* 3/4" Bonded washer ** 5/16" Across Flats HWH

Performance Data

PULLOUT VALUES (average lbs. ultimate)											
Fastener		Steel Gauge									
Dia.	Pt.	26	24	22	20	18	16	14	12	3/16	1/4
10	3	124	208	266	299	499	708	967	1474	-	-
	12	2	156	243	283	375	605	848	1181	1856	3520
12	3	142	211	289	341	551	757	1063	1631	2998	-
	4	-	-	-	-	-	-	-	1532	3485	3844
	4.5	-	-	-	-	-	-	-	1508	3865	4104
1/4	5	-	-	-	-	-	-	-	1527	3701	3999
	1	208	329	428	562	800	1151	-	-	-	-
	3	141	231	293	346	613	880	1145	1877	4550	-
	5	-	-	-	-	-	607	918	1507	3300	5059

FASTENER VALUES			
Fastener (dia-tpi)	Tensile (lbs. min.)	Shear (avg. lbs. ult.)	Torque (min. in. lbs.)
10-16	1936	1400	61
12-14	2778	2000	92
12-24	3020	2100	100
1/4-14	4060	2600	150
1/4-28	5577	3310	234

SHEET STEEL GAUGES								
Gauge No.	12	14	16	18	20	22	24	26
Decimal Equivalent	.105"	.075"	.060"	.048"	.036"	.030"	.024"	.018"

SHEAR VALUES (average lbs. ultimate)											
Fastener		Steel Gauge (lapped)									
Dia.	Pt.	26	24	22	20	18	16	14	12	1/8	1/4
10	3	-	445	526	728	1266	1540	1552	-	-	-
	12	2	365	600	623	898	1370	1758	2138	-	-
12	3	-	-	-	769	1358	1620	1970	1986	-	-
	4	-	-	-	-	-	-	-	2048	2030	-
	4.5	-	-	-	-	-	-	-	2641	2887	-
1/4	5	-	-	-	-	-	-	-	2650	2700	-
	1	511	849	885	1244	1764	-	-	-	-	-
	3	-	-	-	930	1442	2100	2584	2650	-	-
	5	-	-	-	-	-	1597	2005	2350	2792	3310

The values listed are ultimate averages achieved under laboratory conditions and apply to Buildex manufactured fasteners only. Appropriate safety factors should be applied to these values for design purposes.

Installation Guidelines

- A standard screwgun with a depth sensitive nosepiece should be used to install TekS. For optimal fastener performance, the screwgun should be a minimum of 6 amps and have an RPM range of 0-2500.
- New magnetic sockets must be correctly set before use. Remove chip build-up as needed.

- Adjust the screwgun nosepiece to properly seat the fastener.
- Overdriving may result in torsional failure of the fastener or stripout of the substrate.
- The fastener must penetrate beyond the metal structure a minimum of 3 pitches of thread.

Properly Seated Washers



1349 West Bryn Mawr Avenue
Itasca, Illinois 60143
630-595-3500 Fax: 630-595-3549
www.itwbuildex.com

Teks®, ABOT™, and Climaseal® are trademarks of ITW Buildex and Illinois Tool Works, Inc.

© 2010 ITW Buildex and Illinois Tool Works, Inc.